





## CUENTA DE INVITADO


eTwinningTwinSpace


Support   


[HOME](#) | [PAGES](#) | [MATERIALS](#) | [FORUM](#) | [ONLINE MEETINGS](#) | [MEMBERS](#)


### Members

 13 Teachers

 0 students

 0 guests

 1 online

 Join the chat room

Search

Contact

[Invite members](#)

Online members

### Invite members

 Teacher

 Students

 Guests

### Invite guests

#### 1. Invite new or existing guests

Existing guests

#1

New guests

#1

En New guests escribes el nombre y el primer apellido y le das a Verify.

Luego te saldrá para que le asignes una contraseña al invitado y le das a invitar.

#### 2. Check & complete the information

*Make sure the password is at least 8 characters long and includes at least 1 number. Try to use a mix of characters (upper, lower case, numbers and symbols) to make it safe.*

#1