

My favourite recipe

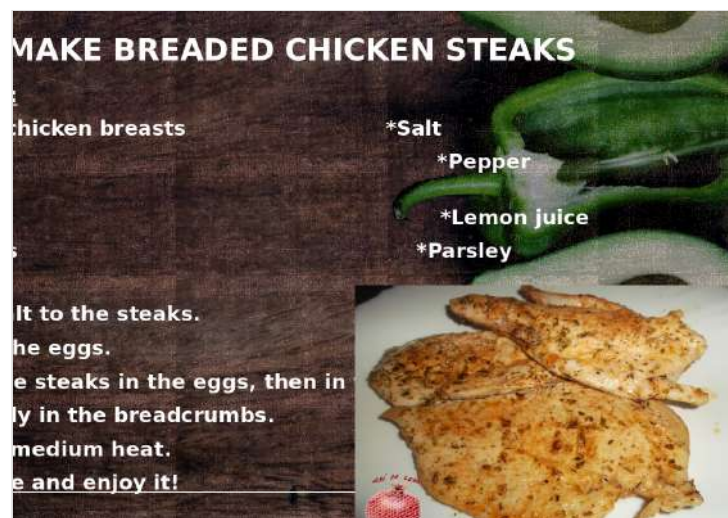
Spanish Team

CHARO SANZ URBON 17 DE ENERO DE 2021 21:16

TASKS 1-10

1 To: Zosia Laskowska From: Óliver

Hello Zosia!! I am sending you this recipe because it's my favorite dish.



My favourite recipe Oliver

Presentación en Powerpoint

PADLET DRIVE

2 To: Amelia Minkowska From: Álvaro Alayeto

OMELETTE WITH TUNA FISH

INGREDIENTS:

- *1 tin of tuna
- * a tablespoon of olive oil
- *6 eggs

STEPS:

1. First, take a bowl and beat the eggs.
2. Then, add the tuna to bowl.
3. Next, take a pan, pour the oil and heat at medium temperature.
4. Now, pour the mixture to the pan and fry for 3 minutes.
5. Later, turn over the omelette and fry for other 3 minutes.
6. Finally, pour into a plate.

You will have a delicious omelette!!

My favourite recipe

Presentación en Powerpoint

PADLET DRIVE

3. To: Gracjan Oscypiuk

From: Sofía A.



Presentación4

Presentación en Powerpoint

PADLET DRIVE

4 To: Amelia Patalska From Sergio Alonso



gio Alonso Calleja

Spanish Omelette

Presentación en Powerpoint

PADLET DRIVE



Barbero

My favourite recipe

Presentación en Powerpoint

PADLET DRIVE

5 To Ania Michalska From: Carlos Álvarez

Hello Ania, I'm sending you my recipe.

- . 2 cups of flour.
 - . 1 cup of brown sugar.
 - . 1 cup of grated walnuts.
- STEPS:**
1. First, preheat the oven to 175°C.
 2. Then, grease a 20*20 cm mould.
 3. Now, mix the butter and the chocolate chips in a saucepan on low heat. Stir until the mixture is melted.
 4. Next, beat the two eggs and the brown sugar. After that, add the chocolate mixture and stir well.
 5. Later, add the cup of flour and the walnuts.
 6. After that, pour the mixture into the mould.
 7. Finally, bake in the oven for 25 minutes. Cool the brownie before you cut it. DELICIOUS!!!!

My favourite recipe.PDF

Documento PDF

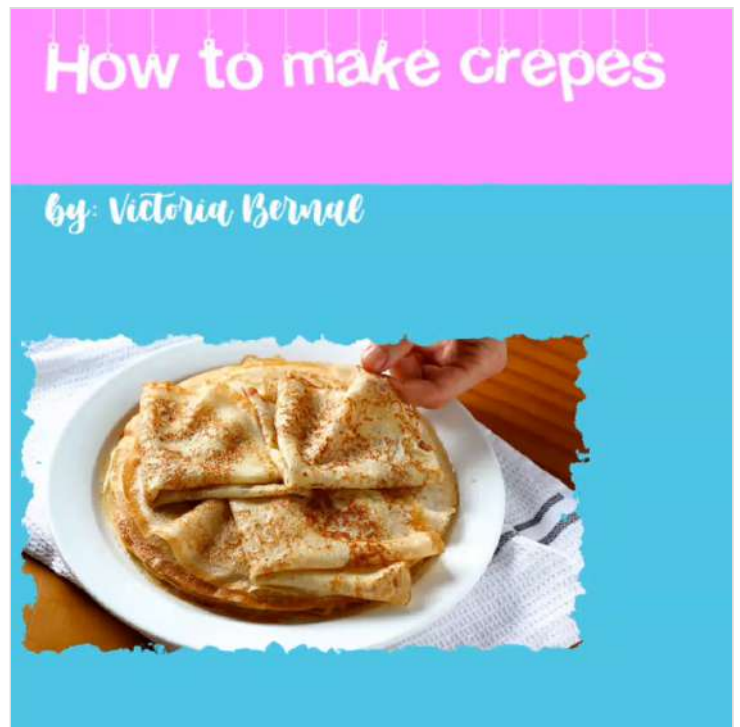
PADLET DRIVE

6. To: Julia Jędrzejak From: Iván Barbero

Hello Julia, this is my favourite food, I hope you liked it. Bye.

7. To: Oliwia Michalska From: Victoria Bernal

Hi, here I'm sending you my favorite recipe



Nuevo proyecto 153 [EF29701]

Vídeo de 0:16

PADLET DRIVE

8. To: Dorota Krawczuk From Mario C

TITLE: APPLE CAKE



My favourite recipe

Presentación en Powerpoint

PADLET DRIVE



SPAGHETTI CARBONARA

Documento ODP

PADLET DRIVE

🌟9 To: Maja Bialas 🌟 From Amalia Carrancio

Hello Maja!

This is my favourite recipe.

I hope you like it!!

Bye!! 😊😊

MY FAVOURITE RECIPE BROWNIES (12 UNITS)

BY: Amalia Carrancio

TO: Maja Bialas

My favourite recipe-Brownies..

Presentación en Powerpoint

PADLET DRIVE

10 To: Eliza Wydmuch From: Camila Paredes

Hello Eliza this is my favorite recipe. I hope you like it.

TASKS 11-20

11 To: Laura Skibinski From: David Crespo

Hello Laura, I'm going to send you a recipe that I did. I hope you like it.

HOW TO MAKE FRUIT BROCHETTES

INGREDIENTS:

- 500 g strawberries
- 2 bananas
- 500 g grapes
- 1 pineapple
- 1 little melon
- 2 oranges
- 200 g chocolate

STEPS:

1. First, peel and wash all the fruits
2. Then, cut the fruit in equal pieces (if you want you can make some different size).
3. Next, put the pieces one by one in a brochette stick.
4. After that, put in the plate the brochettes.
5. Finally, decorate with chocolate.

VID-20210207-WA0010

Vídeo de 2:25

PADLET DRIVE

Nice video David – CHARO SANZ URBON

12 To: Oliwia Gniewek From Jaime Cuadrado

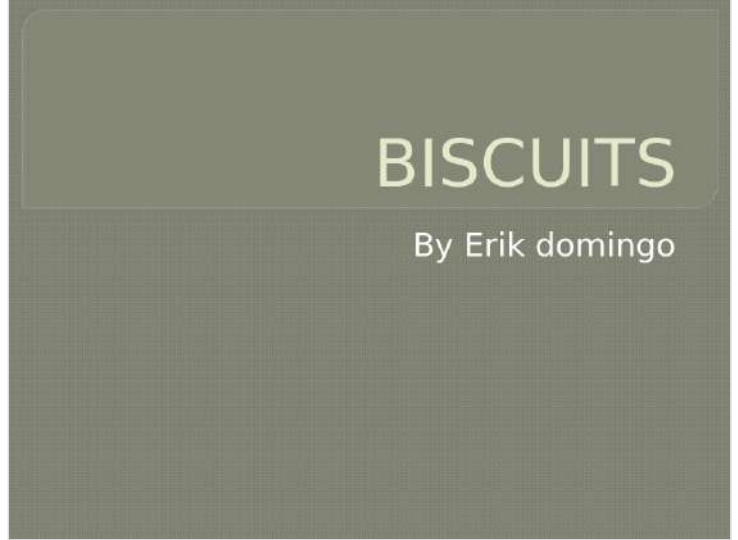
Hello Oliwia, I'm going to send you one of my favorite meals. I hope you like it.



MACARONI

Presentación en Powerpoint

PADLET DRIVE



BISCUITS

Presentación en Powerpoint

PADLET DRIVE

13 To : Oliwia Put.

From : Irene Del Rio ✨✨



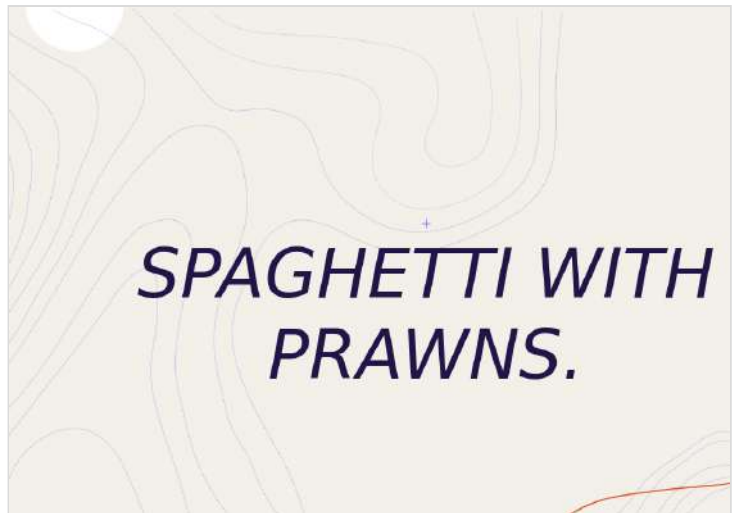
My favourite recipe

Presentación en Powerpoint

PADLET DRIVE

15 To: Patryk Gawelek From Marco G.

I'm sending you my favorite recipe.



SPAGHETTI2

Presentación en Powerpoint

PADLET DRIVE

14 To: Ania Magdzinska From: Erik Domingo

Hello Ania, I'm sending you my recipe

16. To Erik Jarosz From: Rodrigo González ;)

LEMON SPONGY CAKE

Ingredients

- * 1 yogurt of lemon
- * 3 eggs
- * 3 glasses of flour
- * 2 glasses of sugar
- * 1 glass of sunflower oil
- * 1 packet of yeast
- * some icing sugar

Recipe
 Vídeo de 2:26
 PADLET DRIVE

Hello Eliza I'm sending you my recipe. I hope you like it.

SUSHI

g bo



Presentación1
 Presentación en Powerpoint
 PADLET DRIVE

17: Vanessa Gucik

From: Paula Guerra.

This is one of my favourite recipe.
 I hope you like it.

19. To: Ola Zdonek From: Héctor Hermoso

Hello Ola, I'm sending to you a recipe to do a butter cheesecake.

Torrijas

Ingredients

Bread



2021/2/7 17:56

VID-20210207-WA0001
 Vídeo de 2:10
 PADLET DRIVE

How to do a butter cheesecake

Presentación en Powerpoint
 PADLET DRIVE



20 To: Ania Zdonek. From Raúl Hinojal

Amazing video Paula 🏆 – CHARO SANZ URBON

18.To: Patryk Gawelek From: Jing bo Chen


SPAGHETTI CARBONARA



Spaghetti Carbonata

Presentación en Powerpoint

PADLET DRIVE



**breaded
steak
with
chips
(for 1
person)**

My favourite recipe 2

Presentación en Powerpoint

PADLET DRIVE

TASKS 21-30

21 To: Zosia Dik From Sergio Jato

I'm sending you my favourite food I hope you like it. ;D



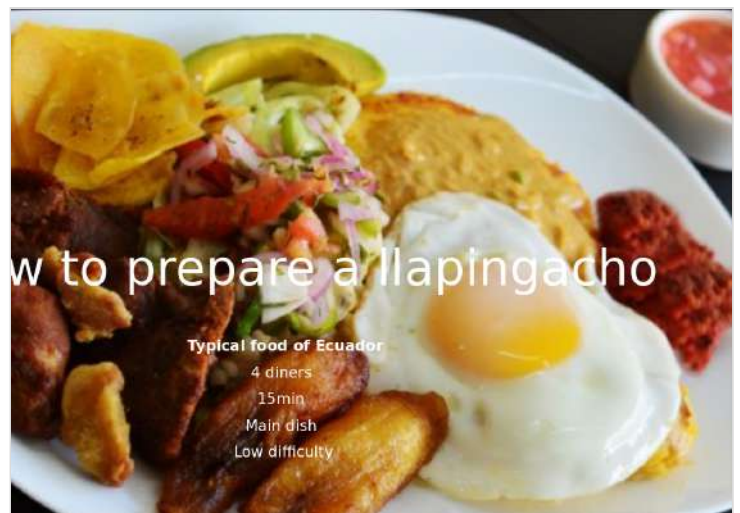
STUFFED DATES

Presentación en Powerpoint

PADLET DRIVE

24 To: Iga From: Sheyla Castillo

This is my favorite recipe. I hope you like it!



How to prepare a llapingachos

Typical food of Ecuador

4 diners

15min

Main dish

Low difficulty

Presentación3

Presentación en Powerpoint

PADLET DRIVE

To: 23. Ania Moidek From Lucía Puebla

Hi Ania!!! I'm going to show you how to do my favourite recipe.

26. To: Oliwia Gawryluk From Valeria del Valle

Hi Oliwia, I am sending you my favourite recipe.

Black Pudding Pie.mp4

de Valeria del Valle Pascua

GOOGLE DRIVE



Great idea Valeria! 🍌🍌 – CHARO SANZ URBON

27 To: Przemek Jaskowiak From Carla Dos Santos

I'm sending you my favourite recipe, I hope you enjoy it.




By Carla Dos Santos

b0c09967-af40-4b59-87e1-945c546a7dc2
Video de 1:54
PADLET DRIVE

Great video Carla! 🏆 – CHARO SANZ URBON

28. To: Michalina From: Neri García

I hope you like my recipe. Try it you'll love it.



Neri's chocolate cake
Presentación en Powerpoint
PADLET DRIVE

29. To Magdalena From: Adonai Jiménez

Hi Magda, I'm sending you my favourite recipe. I hope you like it.



MY FAVOURITE RECIPE
By Adonai Jiménez Navas

mychickencordonbleu
Presentación en Powerpoint
PADLET DRIVE

Well done Adonai! 🏆 – CHARO SANZ URBON

30 To: Maja Palyga From: Rafa

Hi Maja! I am sending you this recipe because it is my favourite one and I hope you like it.



fetch
Presentación en Powerpoint
PADLET DRIVE

TASKS 31-40

31 To: Maja Szalkowska From Nico Juarez

SPONGY CAKE OF LEMON



SPONGY CAKE OF LEMON

Presentación en Powerpoint

PADLET DRIVE

Potato Omelette



For: Ige

Potato Omelette

Presentación en Powerpoint

PADLET DRIVE

32 Hanna Wiszniewska From: Álvaro León

I hope you like my recipe



fetch

Documento ODP

PADLET DRIVE

36 To: Lilianna Plonka From: David Ortín



Venezuelan arepas

My favourite recipe (2)1

Presentación en Powerpoint

PADLET DRIVE

35 To: Igor Smáz From: Mario Martín

Hi! I'm going to show you how to make a potato omelette!

38. To Bartek Barasinski From: Alfonso Pérez



BUISCUIT CAKE

Alfonso Pérez Hermoso

MY_FAVOURITE_RECIPE (2)

Presentación en Powerpoint

PADLET DRIVE

SPANISH OMELETTE



SPANISH OMELETTE

Presentación en Powerpoint

PADLET DRIVE

39 To Ania Magdzinca From: Carlos Robledo



OREO BISCUIT

fetch (1)

Presentación en Powerpoint

PADLET DRIVE

TASK 41-END

41. To: Paulina Sliwinsca From: Lucía Román

Hi Paulina, I hope you try this new recipe. Enjoy!!

LUCIA'S PALENTINE HOREJUELAS

New video by LUCIA ROMAN

GOOGLE PHOTOS



Amazing video! 🏆 – CHARO SANZ URBON

40 To: Wiktoria Pytel From: Nerea R.

This my favourite recipe. I love it!!! I hope you like it! Bye

42 To: Joanna Graj.

From: Cristian Román.

Hello Joanna I'm sending you the recipe of the potato omelette.



POTATO OMELETTE

POTATO OMELETTE

Presentación en Powerpoint

PADLET DRIVE



For My Special Polish Friend 2

Presentación en Powerpoint

PADLET DRIVE

Well done Jingle 👍 – CHARO SANZ URBON

43 Kasia Demianowska From: Sofía Sánchez

Hello Dominika,I send you my recipe.I hope you like it.



Tortilla de patata

Presentación en Powerpoint

PADLET DRIVE

Well done Sofia! – CHARO SANZ URBON

43 To Kasia Demianowska From Jingle Chen

Hello!! I am sending you this recipe to be a little more healthy and it is also really delicious for me I hope you enjoy it 😊

44.To:Julia Wieczorek. From: Paula Stefanova

I hope you like my desset.



My favourite recipe3

Presentación en Powerpoint

PADLET DRIVE

45 To; Ania Kalisz From: Laura Val

Hi Ania! I hope you like my favourite recipe.

PANCAKES

INGREDIENTS:

- . 2 EGGS
- .150 G OF FLOUR
- .25 G OF SUGAR
- .200ML OF MILK
- .12 G OF BAKING POWDER
- .BUTTER OR OIL
- .A FEW DROPS OF VANILLA
- .A LITTLE BIT OF SALT

- .ALSO WE NEED A LONG AND TALL BOWL
- .A HAND BLENDER
- .A FRYING PAN



My favourite recipe 2

Presentación en Powerpoint

PADLET DRIVE

From: Sergio Gutiérrez

OWNIE

argarine

ur
chocolate chips
packed

6°C.

margarine and chocolate chips in saucepan on low heat. Stir often until melted.

bowl until frothy. Add sugar and vanilla. Beat to mix. Add chocolate mixture to this

ts. Stir just until moistened.

an.



My favourite recipe

Presentación en Powerpoint

PADLET DRIVE

46. To Hania Zolisz From: Sandra Zapatero



trim.83990B0A-68E2-4DD0-B75E-6FE183919D8E.MOV

Vídeo de 0:40

PADLET DRIVE
