


# ANIMALS



**VERTEBRATES AND  
INVERTEBRATES**

**NUTRITION**

**KINGDOMS**

**HABITATS**

# CALP

Invertebrate

Vertebrate

Carnivore

Herbivore

Omnivore

Feathers

Fur

Legs

Wings

Scales

Fins

Skin

Backbone

Tail

Thorax

Antennae

Skeleton

Mammal

Oviparous

Jungle

Hot/ cold desert

# ADVANCE ORGANIZER



10 Unique Animals You Won't Believe Exist

<https://www.youtube.com/watch?v=t8mxT7lnCuo>





- What animals are they?
- Have you ever seen them before?
- Where can they live?
- What makes them different?



# DRIVING QUESTION

If you have to take care of these animals, what do you need to know about them to do it properly?



# HOTS

- ▶ ANALYZE
- ▶ EVALUATE
- ▶ CREATE

# DESCRIPTIVE TASK

- ▶ Animals can live in many different places (habitats)...
- ▶ Where do snakes live?



# WILD ANIMALS OR PETS?

## Snake 1

- ▶ [https://www.youtube.com/watch?v=\\_qgA63lxc\\_Y](https://www.youtube.com/watch?v=_qgA63lxc_Y)

## Snake 2

- ▶ <https://www.youtube.com/watch?v=qRNnh0ZPoAQ>

## Snake 3


- ▶ <https://www.youtube.com/watch?v=xGRk69RZqBU>



# BRAINSTORMING AND COMMUNICATING

- ▶ Write down some characteristics of each snake.
- ▶ Have you ever touched a snake?
- ▶ Are they soft or rough?
- ▶ Have they got feathers, scales or fur?
- ▶ What do they eat?
- ▶ Have they got an internal skeleton?

# GRAPHIC ORGANIZER



SNAKES ARE .....

(In groups, they will include into the snake's shape all the mentioned characteristics)

# SUCCESS CRITERIA

Imagine that you can keep the animal that you want as a pet...

- What colour is it?
- Is it big or small?
- Is it oviparous or viviparous?
- Has it got feathers/scales/fins...?
- What does it eat?
- Does it leave in the water?

(Classmates will write down some notes and they have to guess the animal)




# FINAL TASK

While working on the unit, students will fill in a leaflet with different animal characteristics.




- ▶ Once the leaflet is finished they can cooperate with classmates from lower courses.



- ▶ We can ask these younger students about their favourite animal and according to their answers, the older students will show and explain them the characteristics of the mentioned animal.



- ▶ After gathering all the information, it will be interesting to bring some real animals so they can interact and see the real characteristics.



# LOCAL ANIMAL SHELTER

- ▶ Finally, we will contact with a local shelter and we will explain our students that some animals need our help and many others can help human beings in different ways.

