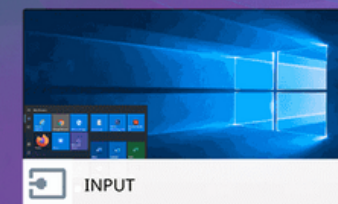





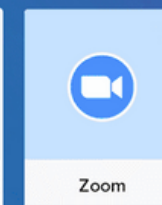


# APLICACIONES EDUCATIVAS

11:35 AM

Wednesday, 23

### Favorites



## SMART BOARD



Settings



Files



Apps



Input



Screen Share




Sign Out






**Guarda o crea tus  
clases y pizarras con  
Lumio**





**Si vas a trabajar en la pizarra desde un ordenador, descarga Smart Notebook**





## Pantallas interactivas SMART Board series MX-(V2)

### GUÍA DE USUARIO

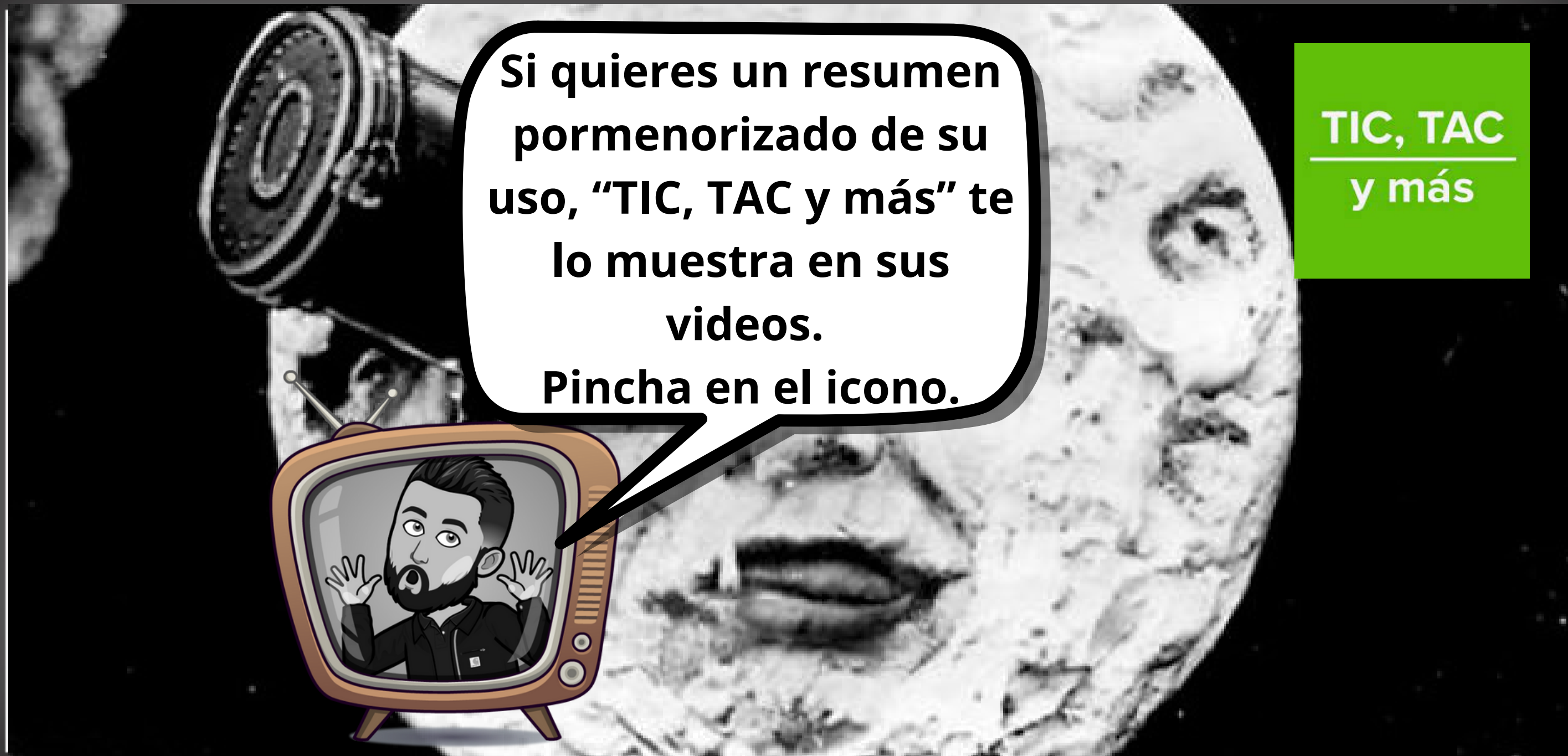
SBID-MX255-V2 | SBID-MX265-V2 | SBID-MX275-V2 | SBID-MX286-V2 | SBID-MX255-V2-PW | SBID-MX265-V2-PW | SBID-MX275-V2-PW | SBID-MX286-V2-PW

¿Le resultó útil este documento?  
[smarttech.com/docfeedba ck/1.71.554](https://smarttech.com/docfeedba ck/1.71.554)

SMART

**Manual interactivo de las  
pantallas SMART Board  
MX-V2**





Si quieres un resumen pormenorizado de su uso, "TIC, TAC y más" te lo muestra en sus videos. Pincha en el icono.

TIC, TAC  
y más

